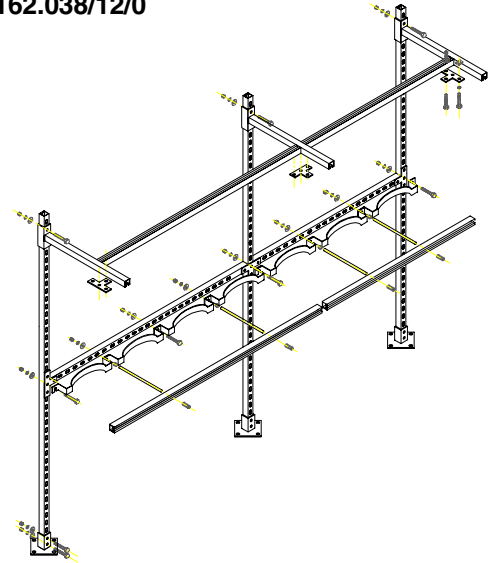
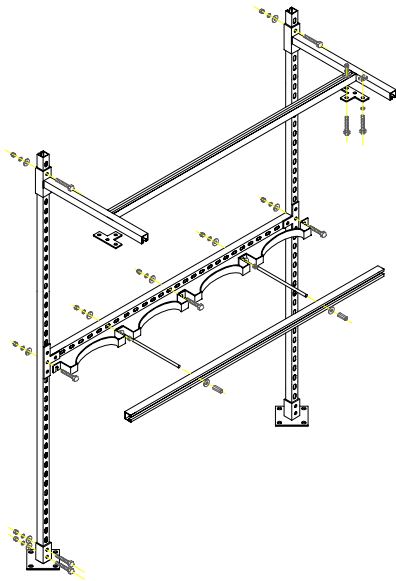


### FPS/CO<sub>2</sub> Suppression Systems

Architect and Engineering Specifications

P/N C70-040-XX

USCG - 162.038/12/0



### DESCRIPTION

Cylinder Rack Assemblies are designed to rigidly support CO<sub>2</sub> cylinders on multiple or main/reserve cylinder applications.

Cylinder Rack Assemblies w/ weigh rail are available in 2,3,4,5 and 6 cylinder configurations. For applications with more than 6 cylinders, "Add-on" Cylinder Rack Assemblies are available in the same 2 through 6 cylinder configurations. This will allow any combination of cylinders to be housed in a single row rack arrangement.

All cylinders are mounted on 12" centers.  
Maximum height of rack: 86"  
See rack assembly dimensions on back page

### MATERIAL

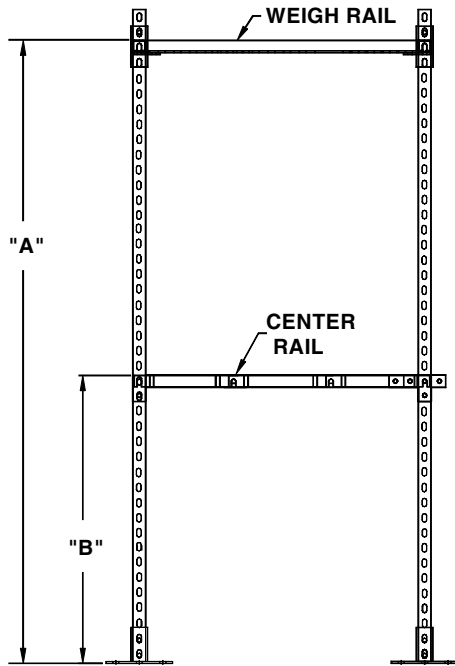
|                    |  |
|--------------------|--|
| Rack:              | Steel Unistrut construction with galvanized finish |
| Mounting hardware: | Steel with galvanized finish                       |
| Fasteners:         | Plated finish                                      |
| Marine:            | All marine material is stainless steel             |

### SPECIFICATION

| <u>Part Number</u>        | <u>Basic Rack Assembly</u>  |
|---------------------------|-----------------------------|
| C70-040-20                | 2 cylinder                  |
| C70-040-30                | 3 cylinder                  |
| C70-040-40                | 4 cylinder                  |
| C70-040-50                | 5 cylinder                  |
| C70-040-60                | 6 cylinder                  |
|                           | <u>Add-on Rack Assembly</u> |
| C70-040-20A               | 2 cylinder                  |
| C70-040-30A               | 3 cylinder                  |
| C70-040-40A               | 4 cylinder                  |
| C70-040-50A               | 5 cylinder                  |
| C70-040-60A               | 6 cylinder                  |
| <u>Marine Part Number</u> | <u>Basic Rack Assembly</u>  |
| C70-040-20-N              | 2 cylinder                  |
| C70-040-30-N              | 3 cylinder                  |
| C70-040-40-N              | 4 cylinder                  |
| C70-040-50-N              | 5 cylinder                  |
| C70-040-60-N              | 6 cylinder                  |
|                           | <u>Add-on Rack Assembly</u> |
| C70-040-20A-N             | 2 cylinder                  |
| C70-040-30A-N             | 3 cylinder                  |
| C70-040-40A-N             | 4 cylinder                  |
| C70-040-50A-N             | 5 cylinder                  |
| C70-040-60A-N             | 6 cylinder                  |

## CYLINDER RACKING ASSEMBLY

The figure and table below illustrate the vertical height at which the center / front rails and weigh rails should be located.



| Recommended Mounting Dimensions |               |       |              |      |
|---------------------------------|---------------|-------|--------------|------|
| Cylinder Size                   | English – In. |       | Metric – mm. |      |
|                                 | "A"           | "B"   | "A"          | "B"  |
| 50 lb./22.7 kg                  | 67.50         | 33.00 | 1715         | 838  |
| 75 lb./34.0 kg                  | 72.5          | 38.50 | 1842         | 978  |
| 100 lb./45.4 kg                 | 74.5          | 43.00 | 1892         | 1092 |